



 **OPTIMA**

Perfect dimensions for a host of ideas

MORE THAN SIZE - GENEROUS PROPORTIONS

Pure ceramics, generously dimensioned - OPTIMA brings an appealing lightweight look to home living.

And the clever bit ... In formats of 60 x 120 cm, 120 x 120 cm and 120 x 260 cm, each of the tiles in this versatile collection is just 6 mm thick.

This is how these light megaformats put the focus on homely minimalism. With just a few joints, showers, bathrooms and living spaces can all be seamlessly designed in ceramic.

This not only enhances the appearance of a space but also adds to ease of care particularly as the tiles feature **VilbostonePlus**, the cleaning-friendly finish.



reddot design award
winner 2018

Their aesthetic versatility and their high-quality character are reasons why the OPTIMA collection has been presented with the 'red dot award: product design 2018'.



**ELEGANT DESIGN:**

At 260 cm, perfectly tailored to standard heights.

**LOWER WEIGHT:**

Thanks to the 6-mm thickness, comparatively low weight for simplified handling.

**HANDLING:**

Low weight facilitates transport and installation.

**SUITABLE FOR USE IN RENOVATIONS:**

Low overall height - making it also well-suited for attaching over older coverings.

**DESIGN VARIETY:**

Different designs in concrete and natural stone looks.

**CREATIVE FREEDOM:**


For designs on walls and floors, in private and public areas alike.

**EASY-CARE PROPERTIES:**

Very low number of joints and easy-care **VilbostonePlus** finish.

**THERMAL CONDUCTIVITY:**

The thin ceramic tiles are the ideal covering for use with underfloor heating.



6 mm





The glamour of classic
modernity:
NOCTURNE OPTIMA

NOCTURNE OPTIMA reinterprets the timeless elegance of a variety of authentic marble looks. With its noble aesthetics, the range brings understated glamour and the charm of timeless beauty to classically elegant and lastingly modern furnishing concepts - whether throughout a private indoor setting, in high-end hotels and shops or in discerning office buildings.

















A stylish lustre in
the home:

METALYN OPTIMA

The METALYN OPTIMA range interprets a symbiosis of urban concrete and machined metal in an expressive ceramic design. In six coordinated colours, which can be used on their own or combined to create harmonious colour schemes, the large-format tiles conjure up sleek interiors that exude a beguiling clarity.

In the XXL formats the anodised-look finish creates refined surfaces with a gentle metallic shimmer that provide the perfect backdrop for individual interiors. As a special highlight of the range, the imposing 120 x 260 cm tiles feature additional metallic lustre effects for added depth and expression.



info 2017



LOGE 4000
Globe - Tono





Relaxed minimalism that will make you feel good: URBAN JUNGLE OPTIMA

Concrete and terrazzo looks are perfect for modern living spaces. The URBAN JUNGLE OPTIMA tile range combines the two trend finishes to create a new type of ceramic design: the calm radiance of concrete is enlivened in a natural way by inclusions in a terrazzo look that lend these matt porcelain tiles a decidedly authentic depth.

The result is fascinating. The impressive mega-formats come across as minimalist and clear and at the same time wonderfully gentle as they nonchalantly contribute a relaxed, feel-good atmosphere to every room. With four harmonious colours, you can create a cool or warm setting - depending on your taste and personal style.









Ceramic as warmth and atmosphere: HUDSON OPTIMA

Living comfort combined with minimalist elegance - HUDSON OPTIMA made of **VilboStone** porcelain stoneware lends rooms an exquisite, natural flair. The very sight of the finishes spontaneously awakens associations with fine-grained sand.

As wall and floor coverings, these mega-formats with their gentle textures create an architectural effect of spaciousness that skilfully accents the interior and gives it a stylish look.

This gives the select natural design a home in classical, rustic and minimalist settings alike.









Puristisch harmonische Einrichtungswelten: SPOTLIGHT OPTIMA

Betonähnliche Oberflächen verleihen Bädern und Wohnräumen einen modernen Charakter. Bei der Fliesenserie SPOTLIGHT OPTIMA zeigt sich dieses Design von einer harmonisch natürlichen Seite.

Die Fliesen aus **VilboStone** Feinsteinzeug in vier authentischen Farben erlauben wärmere und kühlere Einrichtungswelten. Je nach Kombination - einerseits mit Naturmaterialien oder andererseits mit Edelstahlelementen - kreieren die beiden Farbwelten einen unterschiedlichen Wohnstil.

Ein weiteres Plus des Megaformats: Die geringe Anzahl der Fugen lässt die Interpretation eines Betonbelags noch authentischer erscheinen.









white sand



SD1B



sand



SD2B




Art. 2962 ¹⁾
120 x 260 cm



SD1B



Art. 2961
120 x 120 cm



SD1B




Art. 2960
60 x 120 cm



SD1B




Art. 2962 ¹⁾
120 x 260 cm



SD2B




Art. 2961
120 x 120 cm



SD2B



Art. 2960
60 x 120 cm



SD2B



clay



SD7B




volcano



SD9B




Art. 2962 ¹⁾
120 x 260 cm



SD7B



Art. 2961
120 x 120 cm



SD7B



Art. 2960
60 x 120 cm



SD7B



Art. 2962 ¹⁾
120 x 260 cm



SD9B




Art. 2961
120 x 120 cm



SD9B



Art. 2960
60 x 120 cm



SD9B



¹⁾ Recommended for wall coverings.

²⁾ Only the long side of the tile is rectified

silver



BM09



pearl



BM19



Art. 2962 ¹⁾
120 x 260 cm



BM09



Art. 2961
120 x 120 cm



BM06



Art. 2960
60 x 120 cm



BM06



Art. 2962 ¹⁾
120 x 260 cm



BM19



Art. 2961
120 x 120 cm



BM10



Art. 2960
60 x 120 cm



BM10



bronze



BM79



Art. 2962 ¹⁾
120 x 260 cm



BM79



Art. 2961
120 x 120 cm



BM70



Art. 2960
60 x 120 cm



BM70



¹⁾ Recommended for wall coverings.

²⁾ Only the long side of the tile is rectified

iron



BM49



steel



BM68



Art. 2962 ¹⁾
120 x 260 cm



BM49



Art. 2961
120 x 120 cm



BM40



Art. 2960
60 x 120 cm



BM40



Art. 2962 ¹⁾
120 x 260 cm



BM68



Art. 2961
120 x 120 cm



BM60



Art. 2960
60 x 120 cm



BM60



oxide



BM69



Art. 2962 ¹⁾
120 x 260 cm



BM69



Art. 2961
120 x 120 cm



BM61



Art. 2960
60 x 120 cm



BM61



¹⁾ Recommended for wall coverings.

²⁾ Only the long side of the tile is rectified


white



ZN1P




white gold



ZN2P




Art. 2962 ¹⁾
120 x 260 cm



ZN1P



Art. 2961
120 x 120 cm



ZN1P



Art. 2962 ¹⁾
120 x 260 cm



ZN2P




Art. 2961
120 x 120 cm



ZN2P




black



ZN9P



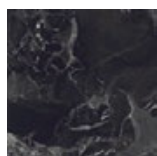
Art. 2962 ¹⁾
120 x 260 cm



ZN9P



Art. 2961
120 x 120 cm



ZN9P



¹⁾ Recommended for wall coverings.

white



CM0M



greige



CM7M




Art. 2962 ¹⁾
120 x 260 cm



CM0M



Art. 2961
120 x 120 cm



CM0M



Art. 2960
60 x 120 cm



CM0M



Art. 2962 ¹⁾
120 x 260 cm



CM7M



Art. 2961
120 x 120 cm



CM7M



Art. 2960
60 x 120 cm



CM7M



grey



CM6M



anthracite



CM9M



Art. 2962 ¹⁾
120 x 260 cm



CM6M



Art. 2961
120 x 120 cm



CM6M



Art. 2960
60 x 120 cm



CM6M




Art. 2962 ¹⁾
120 x 260 cm



CM9M



Art. 2961
120 x 120 cm



CM9M



Art. 2960
60 x 120 cm



CM9M



¹⁾ Recommended for wall coverings.

²⁾ Only the long side of the tile is rectified

light grey



TC10




greige



TC70




Art. 2962 ¹⁾
120 x 260 cm



TC10




Art. 2961
120 x 120 cm



TC10




Art. 2960
60 x 120 cm



TC10




Art. 2962 ¹⁾
120 x 260 cm



TC70




Art. 2961
120 x 120 cm



TC70



Art. 2960
60 x 120 cm



TC70



grey



TC60



dark grey



TC90



Art. 2962 ¹⁾
120 x 260 cm



TC60



Art. 2961
120 x 120 cm



TC60



Art. 2960
60 x 120 cm



TC60



Art. 2962 ¹⁾
120 x 260 cm



TC90



Art. 2961
120 x 120 cm



TC90



Art. 2960
60 x 120 cm




















TC90

































¹⁾ Recommended for wall coverings.









²⁾ Only the long side of the tile is rectified









OVERVIEW OF PRODUCTS

| | | | | 120 x 260 cm | 120 x 120 cm | 60 x 120 cm |
|--------------------|-----------------|---|--|---|--|---|
| | | | |    |    |    |
| HUDSON OPTIMA | white sand |  |  R9 | Art. 2962 SD1B | Art. 2961 SD1B | Art. 2960 SD1B |
| | sand |  |  R9 | Art. 2962 SD2B | Art. 2961 SD2B | Art. 2960 SD2B |
| | clay |  |  R9 | Art. 2962 SD7B | Art. 2961 SD7B | Art. 2960 SD7B |
| | volcano |  |  R9 | Art. 2962 SD9B | Art. 2961 SD9B | Art. 2960 SD9B |
| | Material | | | porcelain stoneware | porcelain stoneware | porcelain stoneware |
| Actual size | | | 1197 x 2600 x 6 mm | 1197 x 1197 x 6 mm | 597 x 1197 x 6 mm | |

| | | | | | | |
|--------------------|-----------------|---|--|--|---------------------|---------------------|
| METALYN OPTIMA | silver |  |  R9 | Art. 2962 BM09  | Art. 2961 BM06 | Art. 2960 BM06 |
| | pearl |  |  R9 | Art. 2962 BM19  | Art. 2961 BM10 | Art. 2960 BM10 |
| | bronze |  |  R9 | Art. 2962 BM79  | Art. 2961 BM70 | Art. 2960 BM70 |
| | iron |  |  R9 | Art. 2962 BM49  | Art. 2961 BM40 | Art. 2960 BM40 |
| | steel |  |  R9 | Art. 2962 BM68  | Art. 2961 BM60 | Art. 2960 BM60 |
| | oxide |  |  R9 | Art. 2962 BM69  | Art. 2961 BM61 | Art. 2960 BM61 |
| | Material | | | Glazed porcelain stoneware | porcelain stoneware | porcelain stoneware |
| Actual size | | | 1197 x 2600 x 6 mm* | 1197 x 1197 x 6 mm | 597 x 1197 x 6 mm | |

| | | | | | | |
|--------------------|-----------------|---|---|--|--|--|
| NOCTURNE OPTIMA | white |  |  | Art. 2962 ZN1P  | Art. 2961 ZN1P  | |
| | white gold |  |  | Art. 2962 ZN2P  | Art. 2961 ZN2P  | |
| | black |  |  | Art. 2962 ZN9P  | Art. 2961 ZN9P  | |
| | Material | | | Glazed porcelain stoneware | Glazed porcelain stoneware | |
| Actual size | | | 1198 x 2598 x 6 mm | 1198 x 1198 x 6 mm | | |


| | | | | | | |
|---------------------|-----------------|---|--|---------------------|---------------------|---------------------|
| SPOTLIGHT OPTIMA | white |  |  R9 | Art. 2962 CM0M | Art. 2961 CM0M | Art. 2960 CM0M |
| | greige |  |  R9 | Art. 2962 CM7M | Art. 2961 CM7M | Art. 2960 CM7M |
| | grey |  |  R9 | Art. 2962 CM6M | Art. 2961 CM6M | Art. 2960 CM6M |
| | anthracite |  |  R9 | Art. 2962 CM9M | Art. 2961 CM9M | Art. 2960 CM9M |
| | Material | | | porcelain stoneware | porcelain stoneware | porcelain stoneware |
| Actual size | | | 1197 x 2600 x 6 mm* | 1197 x 1197 x 6 mm | 597 x 1197 x 6 mm | |




| | | | | | | |
|------------------------|-----------------|---|--|---------------------|---------------------|---------------------|
| URBAN JUNGLE OPTIMA | light grey |  |  R9 | Art. 2962 TC10 | Art. 2961 TC10 | Art. 2960 TC10 |
| | greige |  |  R9 | Art. 2962 TC70 | Art. 2961 TC70 | Art. 2960 TC70 |
| | grey |  |  R9 | Art. 2962 TC60 | Art. 2961 TC60 | Art. 2960 TC60 |
| | dark grey |  |  R9 | Art. 2962 TC90 | Art. 2961 TC90 | Art. 2960 TC90 |
| | Material | | | porcelain stoneware | porcelain stoneware | porcelain stoneware |
| Actual size | | | 1197 x 2600 x 6 mm* | 1197 x 1197 x 6 mm | 597 x 1197 x 6 mm | |

* only the long side of the tile is rectified





 = Rectified

 = Frostproof DIN EN ISO 10545-12

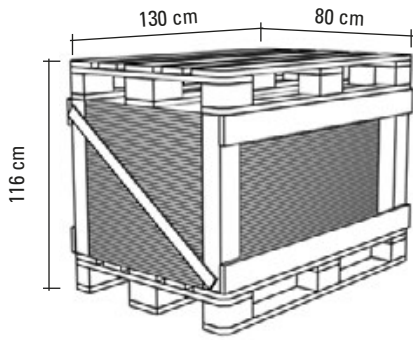
 = Tile thickness 6 mm

   = Wear-resistance group DIN EN ISO 10545-7

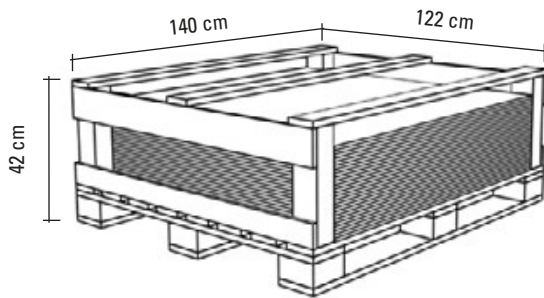
 R9 = Anti-slip in workshop areas

    = Shade variation

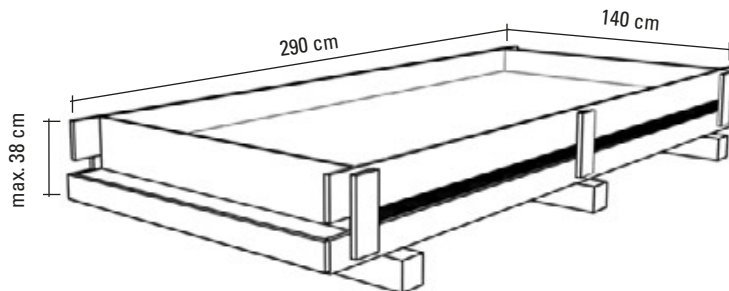
PACKAGING DETAILS



| Format 60 x 120 cm | | | | | | | |
|--------------------|------------------------|-----------------|--------------------------|--------------|------------------|-------------------------|-------------|
| kg / piece | piece / m ² | piece / package | m ² / package | kg / package | package / palett | m ² / palett | kg / palett |
| 10 | 1.39 | 2 | 1.44 | 20 | 50 | 72 | 1,000 |



| Format 120 x 120 cm | | | | | | | |
|---------------------|------------------------|-----------------|--------------------------|--------------|------------------|-------------------------|-------------|
| kg / piece | piece / m ² | piece / package | m ² / package | kg / package | package / palett | m ² / palett | kg / palett |
| 20.06 | 0.69 | 2 | 2.88 | 40.12 | 25 | 72 | 1,003 |



| Format 120 x 260 cm | | | | |
|---------------------|------------------------|-------------|----------------------|----------|
| kg / piece | piece / m ² | piece / box | m ² / box | kg / box |
| 43.57 | 0.32 | 22 | 68,64 | 958.54 |

The packaging and transport of the OPTIMA collection in the format 120 x 260 cm is covered by a deposit system, the costs of which are borne by the customer. The customer has the option to return the boxes in order for the deposit to be refunded. The return must be announced to the sales team at V & B Fliesen GmbH in advance. The customer shall bear any loading and freight charges incurred as a result of the return.

Authorized personnel at V & B Fliesen GmbH will inspect the condition of the returned boxes and will accept them only if they are intact and undamaged.

TECHNICAL INFORMATION

The OPTIMA tiles are made of **VilboStone** porcelain stoneware and are assigned to the DIN EN 14411 group BIa.

SUBSTRATE

- The substrate must be free of oil, grease, dust, residues of cement, resin, paint and other separating agents that could affect the bonding between tiles and adhesive.
- Cracks in the screed must be sealed professionally using casting resin.
- The readiness for covering of a cement screed is reached if residual moisture is ≤ 2.0 CM-%.
- The readiness for covering of a calcium sulphate screed is reached if the residual moisture in the case of unheated constructions is ≤ 0.5 CM-%, and in the case of heated constructions ≤ 0.3 CM-%.
- Substrates that which have been produced according to DIN 18202, 'Tolerances in Building Construction - Buildings - Table 3, Flatness Tolerances, lines, 3,4,6,7', generally call for an additional compensation layer, e.g. a self-leveling filler compound, to compensate for the unevenness.
- A primer may be required, e.g. in the case of a calcium sulphate screed.

INSTALLATION

- When laying large formats, a highly-flexible, fast-setting tile adhesive in accordance with DIN EN 12004 class C2 FT S1 or C2 FT S2 tile adhesive is recommended.
- The tiles are laid using the 'buttering-floating method'. The adhesive supports on the laying surface and on the backs of the tiles must be placed evenly and parallel to one another.
- We advise using a notched trowel with a notch depth that is 1 step greater than the notched trowel for the rear side of the tile.
- To prevent cavities, tap the tiles over their surface, moving from centre to edge.



DRILLING

- Specialist retailers generally offer hollow drills with diamond bits and high-performance drill bits 6-112 mm in diameter for use in drilling porcelain stoneware.
- When using the tools, the respective manufacturer's instructions and guidelines are to be observed.



PROCESSING AND TRANSPORT

CUTTING

- The cutting tool should be fitted with a diamond cutting disc.
- Apply slight, constant and uniform pressure to cut the tile.



CUT-OUTS

- To cut out a rectangular tile element (e.g. for a toilet flush plate), drill holes should first be placed at the 4 corners. This helps relieve tension within the tile to keep it from cracking once the tile part has been cut out.



TRANSPORT

- The 120 x 260 cm tiles are delivered in transport crates.
- A forklift at least 120 cm long is required to transport the crates and pallets, as the arms of the forklift can only be inserted along the long side.
- To keep tiles in formats of 120 x 260 cm and 120 x 120 cm free from damage during transport, we recommend the use of special transport aids. These might consist of an aluminium frame with suction cups, for example.



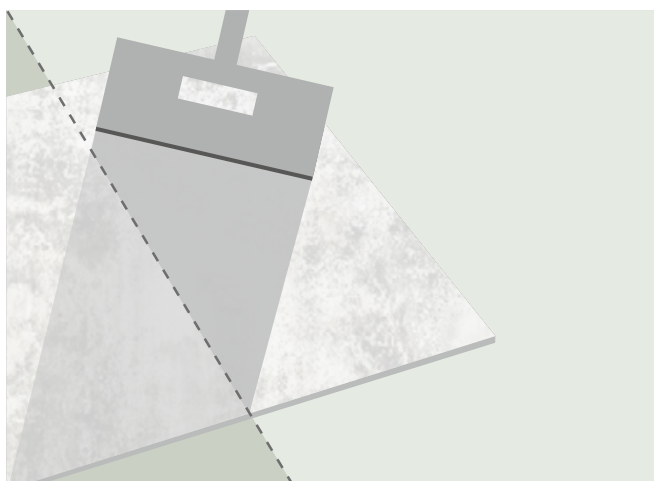
CLEANING AND CARE

General

On account of their properties, tiles are considered to be easy to clean. The cleaning methods and cleaning agents must, however, be adapted to the type of floor and local conditions.

It should be noted that hydrofluoric acid and related substances are able to attack or destroy the surface of porcelain stoneware tiles.

Consequently, no cleaning agents containing hydrofluoric acid are to be used!



Insusceptible to staining and soiling

VilbostonePlus

During the manufacturing process for coloured porcelain stoneware, the unglazed ceramic is provided with the **VilbostonePlus** finish, markedly reducing the tiles' susceptibility to staining and soiling. The porcelain stoneware produced with **VilbostonePlus** ensures high resistance to mechanical strain, chemicals, wear and abrasion and is particularly easy-care.

Cleaning

| Final cleaning after tiling / Basic cleaning | Product and dosage | Cleaning equipment |
|--|--|---|
| Loose dirt | - | Broom and vacuum cleaner |
| Cement film, mineral soiling, such as limescale deposits, soap residue | Acidic cleaner (available from specialist retailers) | Sponge, scrubbing brush, brush, cloth, microfibre cloth |
| Grease, oils, waxes, cosmetics, shoe marks | Alkaline cleaner (available from specialist retailers) | Sponge, scrubbing brush, brush, cloth, microfibre cloth |
| Routine cleaning | | |
| Normal dirt, such as dust, light dirt, street dirt | Neutral cleaning agents (available from specialist retailers) | Broom and vacuum cleaner Sponge, scrubbing brush, brush, cloth, microfibre cloth |

Please note: All of the information we provide about cleaning, care and removing stains from ceramic tiles is based on the latest knowledge and material research. It is, however, of a general nature and cannot cover every single eventuality. Therefore, please observe the instructions provided by the cleaning agent manufacturer.

SUSTAINABLE BUILDING

Acting in harmony with Nature is a clear priority for V&B Fliesen GmbH. Our daily business is based on extremely high standards where quality, efficiency and environmental friendliness are concerned. And we can only preserve what we love for future generations by

treating our environment with respect. That's why we think it's important to be on the cutting edge. Not just with regard to tile technology, but above all in terms of environmental protection!



EMAS validation

One aspect of this is that we have voluntarily become the first tile manufacturer in Germany to comply with the stringent requirements of the EU EMAS Directive. V&B Fliesen GmbH was validated for another three years by an external environmental expert again in 2019, for the third time in a row.

In accordance with the directive we aim to improve our environmental performance all the time by constantly implementing new measures to help us use energy and resources more efficiently. Our employees also fulfil these requirements in an exemplary manner, in full compliance with the process and its auditing.

Ecological, environmentally friendly production

Our tiles have been awarded the Environmental Product Declaration (EPD) label by the IBU (Institut für Bauen und Umwelt e.V.). The Environmental Product Declaration provides relevant, verifiable and comparable information on the environmental impact of products. This certification allows architects and planners to utilise our products in all properties that have been certified as satisfying the BREEAM, LEED, DGNB or other comparable international requirements for sustainable building.

V & B Fliesen GmbH

*Rotensteiner Weg
D-66663 Merzig
E-Mail: info@vb-fliesen.com*

04/2021

Shades and dimensions subject to the usual tolerances. We reserve the right to make technical modifications to the range and alter colours.

